

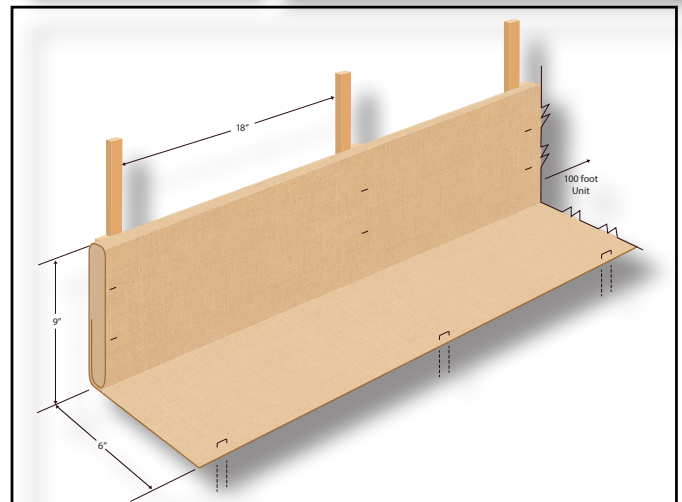
Introducing WattleFence™



What is WattleFence™?

WattleFence is the newest innovation in sediment control, combining the best features of wattles (aka logs, SFRs) and silt fence. A longtime leader in erosion control, Western Green has developed this unique solution to evolve treatment of sediment-laden flows, quickly and cost-effectively replacing more traditional technologies for perimeter control, slope interruption, ditch checks, and more.

The patented WattleFence technology combines proven performance with shipping, installation, and removal advantages. Made in the USA using a fleece of coconut fiber reinforced with a woven fabric folded longitudinally to form a thick, multilayer product. The result, at 9 inches tall, is significantly shallower than traditional silt fence while providing equivalent performance. A 6 inch splash apron extends on the upstream side, further securing the WattleFence and preventing scour while removing the need for trenching. Once on site, WattleFence forms an L-shape with vertical stakes at the fence and staples securing the apron. At project closeout, this 99% biodegradable solution may be left on site, reducing costs through eliminating mobilization, labor, and disposal.



Shown Above: Finished WattleFence Unit, WattleFence Installed, Schematic of WattleFence

Shipping and Handling

WattleFence is coiled for packaging, reducing shipping costs and storage space. With a storage density of over 10 times that of traditional wattles, just a few pallets can provide over a mile of protection. The vertical support of the Wattlefence also provides dimensional stability, helping to combat the shrinkage that can take place in traditional wattles during shipping and storage. With Wattlefence, you can be confident that every foot will meet installed height requirements.



Shown Left to Right: Finished Coil of WattleFence Unit, 2ft Diameter, 100 ft installed Length, 9" Height, Boxed pallet of 16 WattleFence units, 4' x 4' x 40", 1,600 linear feet installed, Installed WattleFence

Installation

The unique stake and splash apron attachment system eliminates trenching and provides easy handling for reduced installation effort. Using wooden stakes and bio-degradable fasteners, the system is more than 99% biodegradable, as only a few metal staples are included into the design. This allows the contractor to fasten and forget, with no need for removal at the end of the project.



WattleFence cont.

Performance

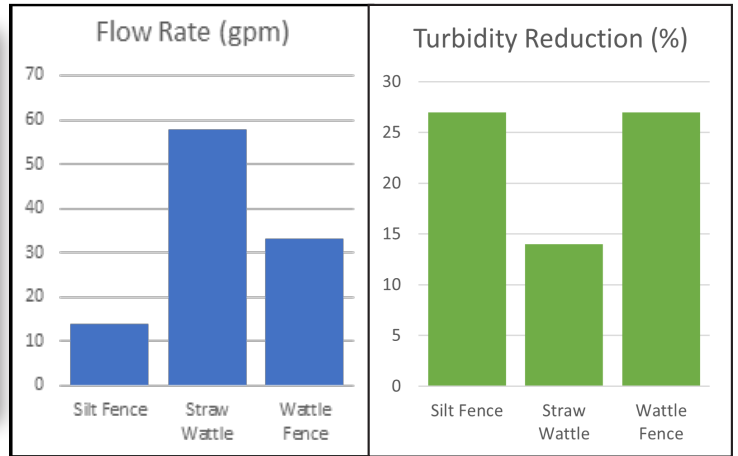
WattleFence features two-stage performance, which allows similar sediment capture and turbidity reductions to silt fence at a significantly higher flow rate. The result is a system that is more easily crossed on-site, both by workers and wildlife.

This two-stage performance is achieved through the tail and multiple layers of fabric at the base of the system providing a higher level of restriction to flow, allowing for greater sediment capture through higher filtration during sediment laden first flush events. As water levels rise behind the WattleFence during larger rainfall events, the upper section of the system is less restrictive. This allows for passage of higher flow rates without sacrificing overall sediment removal performance.



Shown Left to Right: WattleFence Before Testing, WattleFence During Testing, Flow and Turbidity Comparison*.

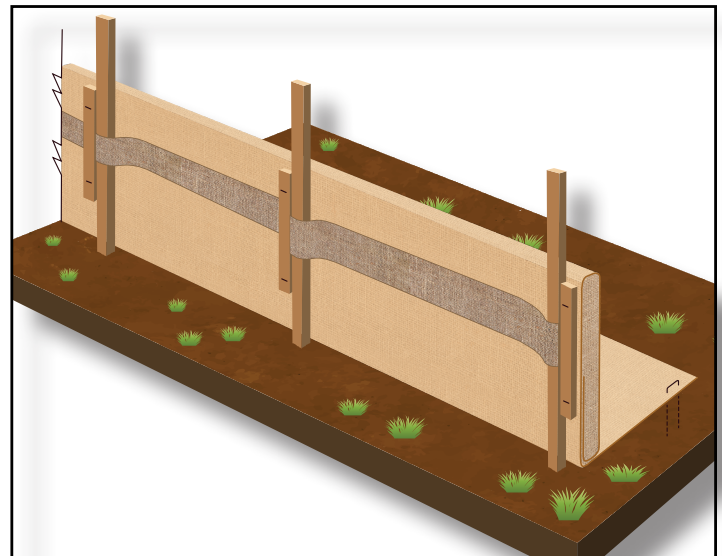
*WattleFence has been tested in multiple laboratories, results shown from test not pictured.



Why WattleFence?

The overall efficiency and performance of the product provides a unique tool to simplify the process of sediment control.

- Unique value in shipping and storage – add a few thousand feet to a near-full truckload of blankets. Keep miles of product in the same space 500 feet worth of wattles requires.
- Unique value in installation – no trenching, leave-behind biodegradability. Stake configuration with flexible arrangement.
- Easy step-over height for field work.
- Two-stage filtration, performance at first flush and high flow.
- Stable height dimension avoids inspection violation.
- Easy repair with zip ties and traditional wood stakes.



Copyright 2021.

Western Green
 4609 E. Boonville-New Harmony Rd., Evansville, IN 47725
www.nagreen.com | www.westernexcelsior.com